

# Beechview Academy



## Annual SEND Report July 2025

The information and data in this report relates to the academic year 2024/25

Beechview Academy aims to achieve excellence in all its fields of endeavour by creating an inspired, ambitious, confident and caring community of young people. The school aspires to deliver an exceptional quality of teaching and learning - it promotes high expectations for all, including these pupils with SEND, by working in partnership with parents/carers, working with specialist services and listening to pupils. The staff have flexibility in their practice, while ensuring continuity of learning. The school is committed to the inclusion of children with special needs, but recognises there may be reasons for withdrawal in certain situations.

### SEND School Profile

At present there are 41 children registered with additional needs and they make up 28% of the whole school population

SEND Breakdown of School Population	Number of children	% of school population
Educational Health Care Plan (EHCP)	3	6%
EHCP with Pupil Premium	1	2%
SEND support plan (Total)	41	61%
SEND support and Pupil premium	24	36%
SEND support (no pupil premium)	17	25%

SEND by Year groups below:

<b>OVERVIEW OF SEN - KS2</b>				
<b>YEAR GROUPS</b>	<b>SEN SUPPORT (K)</b>	<b>EHCP Application submitted</b>	<b>EHCPs' (E)</b>	<b>TOTAL SEN</b>
YEAR 3	7	0	1	8
YEAR 4	15	5	0	15
YEAR 5	7	3	2	9
YEAR 6	9	3	0	9
<b>TOTALS</b>	<b>38</b>	<b>11</b>	<b>3</b>	<b>41</b>

### **Identifying Special Educational Needs:**

There are four main areas of need which included:

- 1.Communication an interaction
- 2.Cognition and learning
- 3.Social, Emotional and Mental Health (SEMH)
- 4.Sensory and/or Physical

**The 4 areas of SEND are stated below:**

<b>OVERVIEW OF SEN NEEDS</b>					
<b>NEED TYPE</b>	<b>Year 3</b>	<b>Year 4</b>	<b>Year 5</b>	<b>Year 6</b>	<b>Total</b>
Communication and Interaction	2	2	3	0	<b>7</b>
Cognition and Learning	0	4	2	16	<b>12</b>
Social, Emotional and Mental Health Difficulties	4	9	4	3	<b>20</b>
Sensory and/or Physical Needs	2	0	0	0	<b>2</b>
Total	8	15	9	9	<b>41</b>

We believe that early identification of SEND is crucial to the wellbeing of all our children. To support us in our early identification we:

1. Liaise with parents at earliest points of the child starting Beechview Academy
2. Attend transition reviews for each pupil
3. Plan and deliver the appropriate interventions

This enables us to discuss the child's strengths and needs allowing us to prepare additional resources, interventions or carry out prompt referrals.

The SENCO attends termly pupil progress meetings This supports us in identification of children who are not meeting age related expectations. The impact of these meeting allow the school to:

1. Analysis assessment data and identify children of concerns
2. Class teachers to complete record of concern forms allow SEND team to observe the child
3. Monitor children through assessments and observations (record of concerns)
4. Liaise with parents regarding concerns
5. Carry out referrals to specialist service such as SALT, OT or Specialist Teachers

## Provision and Attainment

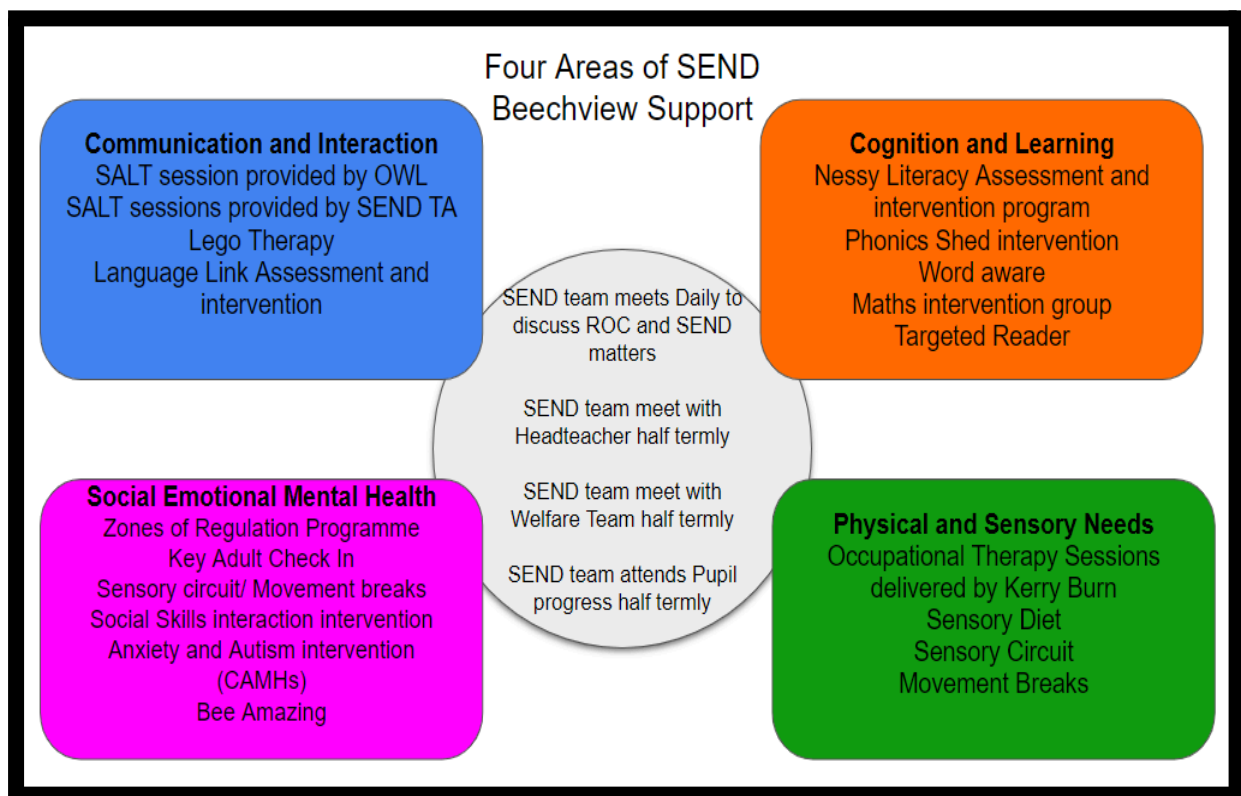
### **Provision**

Any child identified on the SEND register receives additional support. The SEND support plans and whole class provision maps outline any support in addition to ordinary available teaching for pupils within the class.

The SEND team will work along teachers and LSA to SEND support plans that clearly outline the pupil's current levels, linking it to next steps in learning and suggested activities. LSA's attend fortnightly training to plan daily intervention sessions. At the end of the interventions, the class teacher and LSA review the pupils learning and state the exit level.

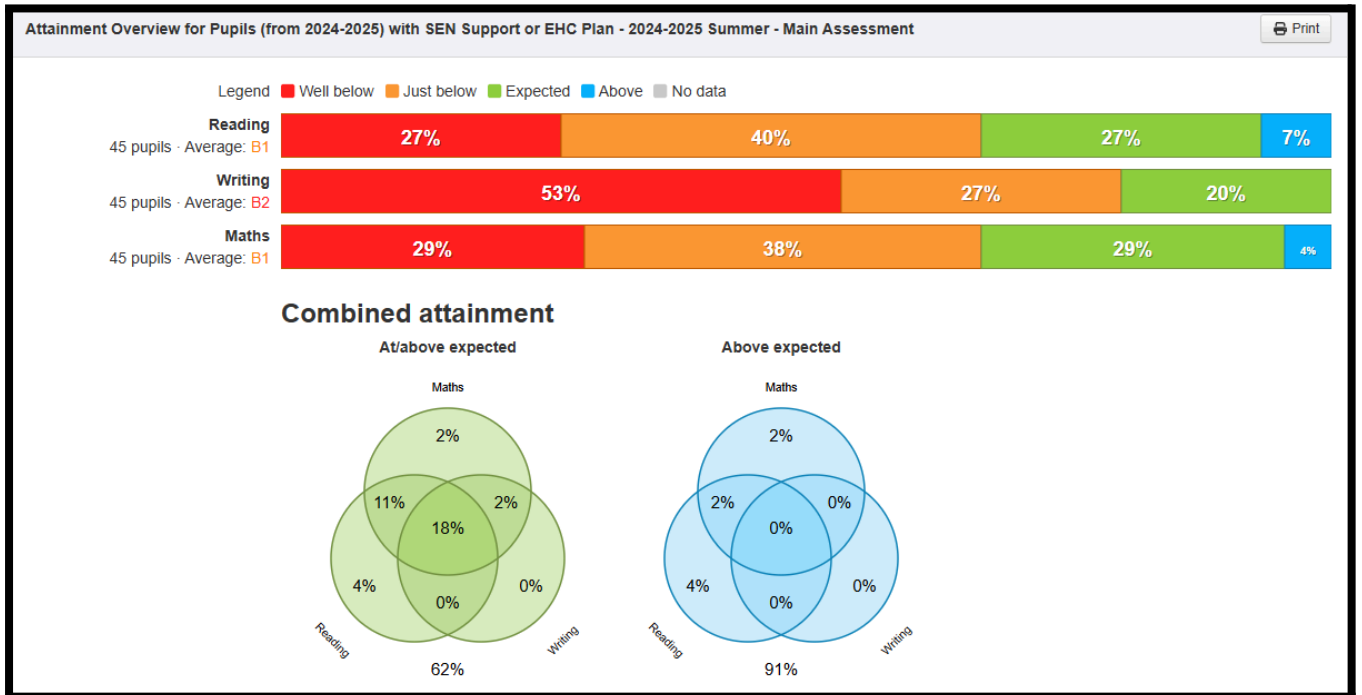
Parents/Carers are invited to termly meetings with class teachers and where appropriate the SEND team to review their child's learning and celebrate their success.

**Below illustrates the Four Areas of SEND and how it is supported at Beechview Academy**

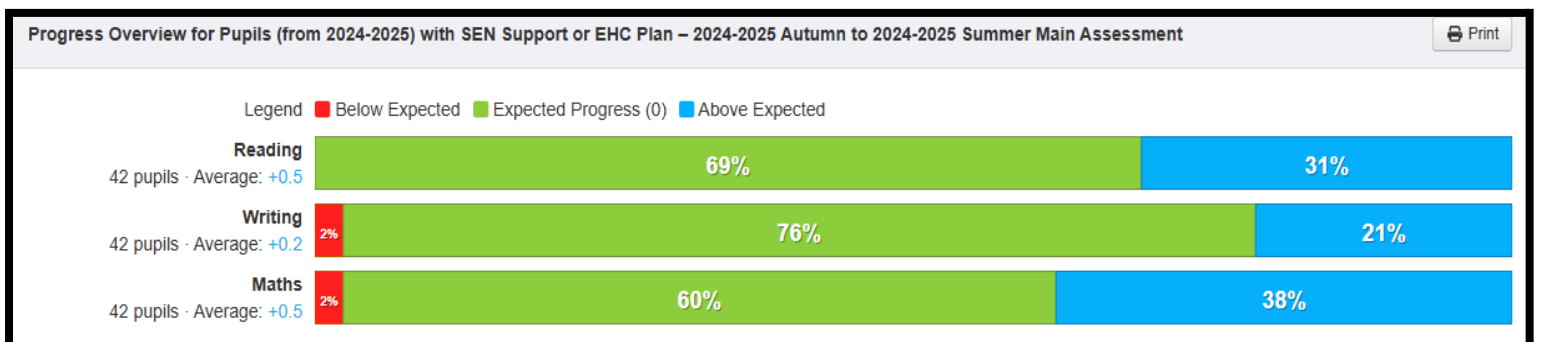


## Progress and Attainment of SEND pupils in 2024-25

Below shows the attainment of pupil with SEND support and EHCP at Beechview Academy



Below shows the progress of pupil with SEND support and EHCP at Beechview Academy



### SEND Budget

The SEND budget is spent on supporting individual pupils through:

- LSA support
- Specialist resources
- Delivery and implementation of Interventions
- CPDs for all staff supporting individual needs
- Support and advice from outside agency

### **Resources Purchased / Accessed**

- Nessy Dyslexia program
- Language link program
- Sensory Circuit Equipment
- Lego Therapy-Lego boxes
- Fine motor Equipment-writing slopes, scissors, pencil grips
- Social story and social skills books

### **External Agencies**

**Below illustrate the referrals from 2024-25**

<b>SEND Referrals</b>	<b>Number of Pupils</b>
SALT advise session	<b>5</b>
OT advise session	<b>6</b>
Specialist teachers service	<b>7</b>
School nursing team (SEND)	<b>1</b>
Pupil Referral Unit	<b>4</b>